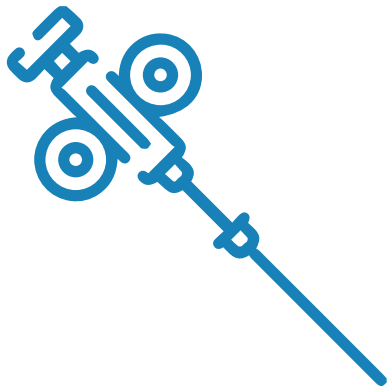




BAGHDAD
FACTORY



INTERVENTIONAL RADIOLOGY

Product Catalogue

Quality in Care

Interventional Radiology





Interventional Radiology

Core Biopsy Needle

- A core biopsy needle is used to obtain a core sample of tissue from the body for diagnostic purposes. It is commonly used in procedures such as image-guided biopsies, where the needle is guided by imaging techniques like ultrasound, mammography, or CT scan.
- The core biopsy needle typically consists of a sharp, hollow needle with a cutting edge or notches near the tip. It is inserted into the targeted area, such as a suspicious mass or lesion, and then rotated or advanced to obtain a cylindrical sample of tissue. The needle is then withdrawn, and the tissue sample is sent to a laboratory for analysis.

Semi Automatic Biopsy

Size (G)	Size (cm)	Code
14	10	90011101
14	15	90011102
14	20	90011103
16	10	90011104
16	15	90011105
16	20	90011106
18	10	90011107
18	15	90011108
18	20	90011109
20	10	90011110
20	15	90011111
20	20	90011112

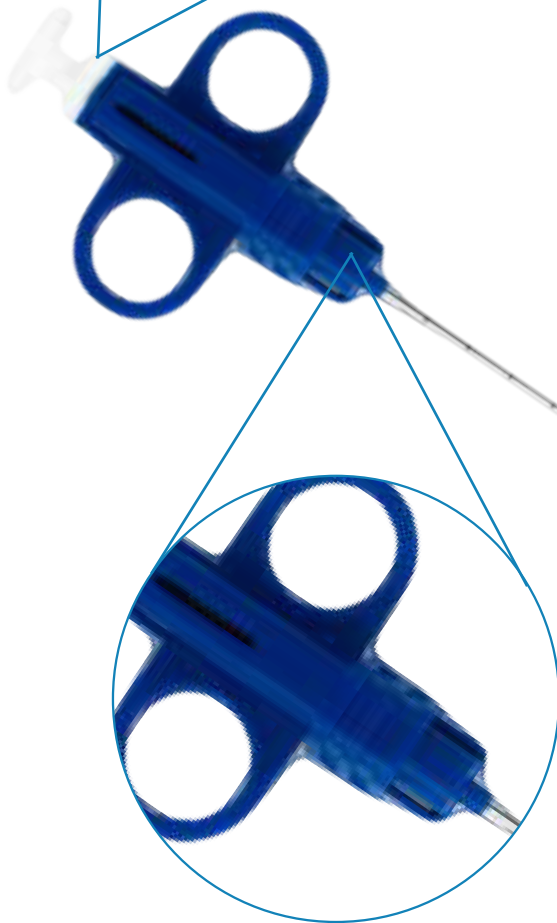


- Color-coding on the stylet advancement piece makes identification of accurate gauge size easy.




- Centimeter markings on cannula provide depth insertion reference.

- Echogenic needle tip design which provides excellent visualization during procedure.



- Full loop scissor design to promote easy cocking and excellent maneuverability.



Automatic Biopsy


Size (G)	Size (cm)	Code
14	10	90011201
14	15	90011202
14	20	90011203
16	10	90011204
16	15	90011205
16	20	90011206
18	10	90011207
18	15	90011208
18	20	90011209
20	10	90011210
20	15	90011211
20	20	90011212



Centimeter markings on cannula provides depth insertion



Echogenic needle tip design which provides excellent visualization during procedure.



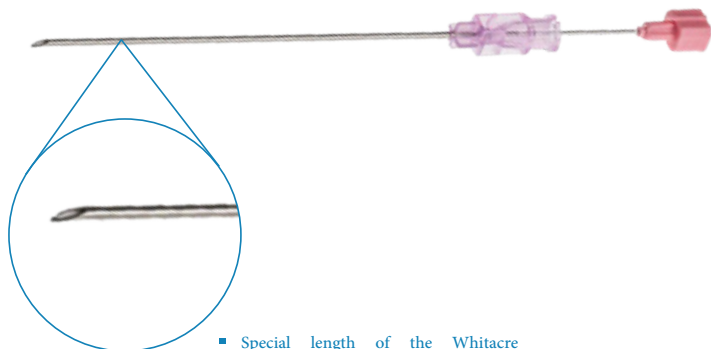
2-Stage fire arming provides reduction of force needed to cock device.

Spinal Needle

- A spinal needle is used for procedures involving the spinal canal, such as spinal anaesthesia or lumbar punctures. It is a long, thin needle with a sharp tip and a hollow center.
- During a spinal procedure, the spinal needle is inserted through the skin and tissues of the back into the spinal canal. This allows access to the cerebrospinal fluid (CSF) surrounding the spinal cord and brain.

Quincke Needle

Size (G)	Size (cm)	Code
18	75	90011101
18	90	90011102
19	75	90011103
19	90	90011104
20	75	90011105
20	90	90011106
21	75	90011107
21	90	90011108
22	75	90011109
22	90	90011110
23	75	90011111
23	90	90011112
24	75	90011101
24	90	90011102
25	75	90011103
25	90	90011104
26	75	90011105
26	90	90011106
27	75	90011107
27	90	90011108



- Special length of the Whitacre needle to offer a 15mm protrusion.



BAGHDAD FACTORY



The State Company for Drugs Industry and Medical Appliances / Samarra - Iraq